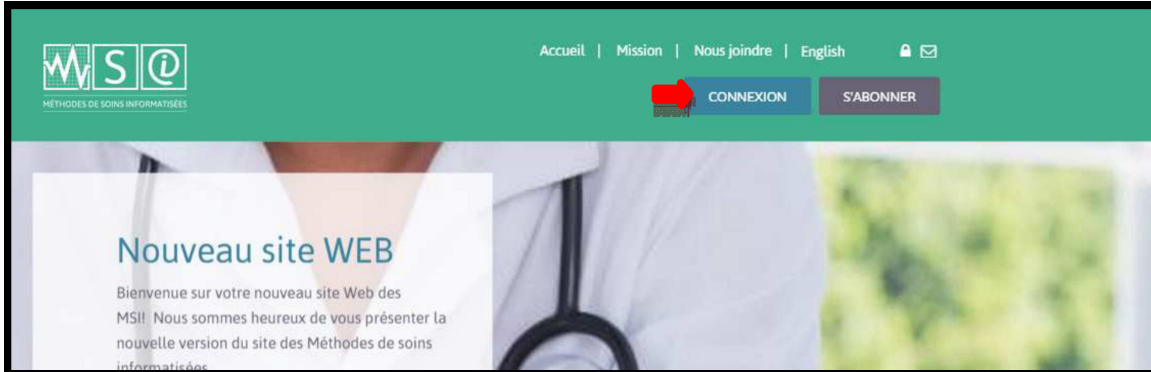


# 1 User guide for the new OCM platform

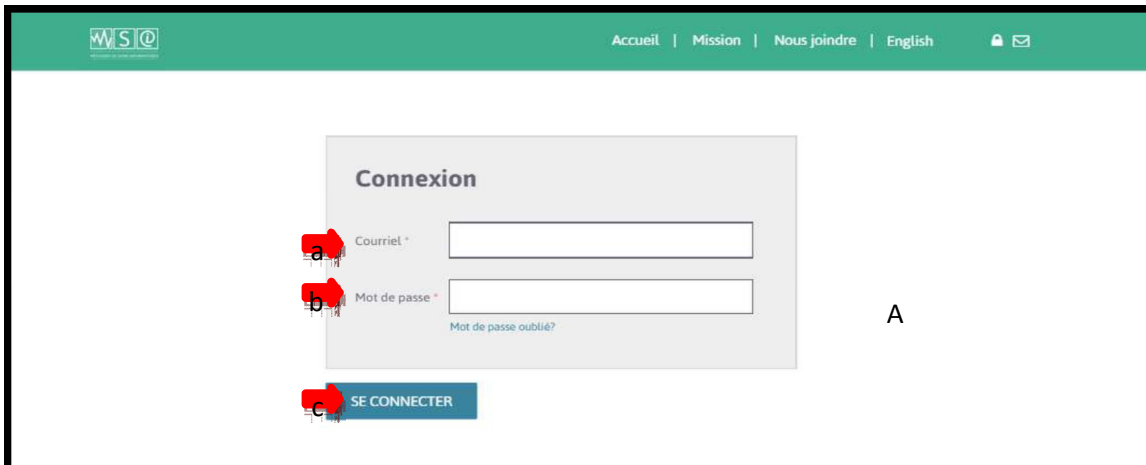
## Accessing OCMs via smart devices or remote access

The new OCM website is web-responsive, so you can use it with a tablet or smart phone.

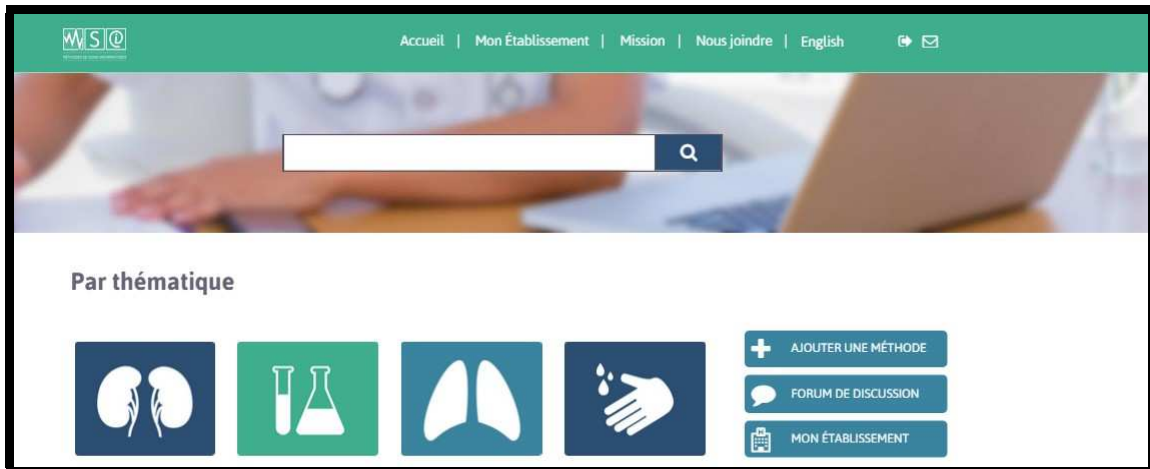
- A. If you have a customization account, use your email address and password to connect to <https://msi.expertise-sante.com/en>
  - a. The connection page will appear. Click "LOG IN."



- b. The following window will open. Enter your email address, then your password, and click "LOG IN."

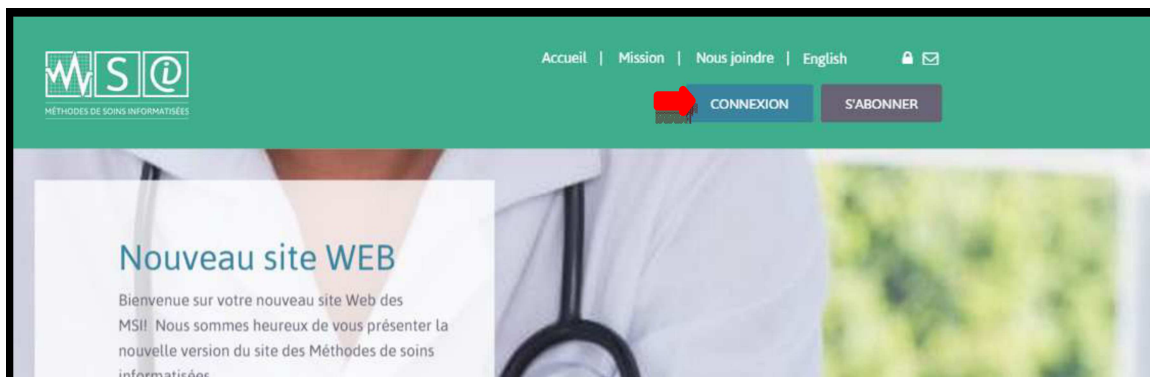


- c. The OCM navigation page will open.



You are now connected as a content manager for your institution.

- B. If you do not have a customization account, contact the OCM technical coordinator for your institution.
  - a. Request a remote access user account (consultation).
  - b. You will receive an email to confirm that your account has been created.
  - c. You will receive a temporary password.
  - d. Follow the instructions in the email to create a new password.
  - e. Enter the following address in your browser's search bar:  
<https://msi.expertise-sante.com/en>
  - f. The connection page will appear. Click "LOG IN."



### 3 User guide for the new OCM platform

- g. The window below will open. Enter your email address, then your password, and click "LOG IN."

Connexion

a Courriel \*

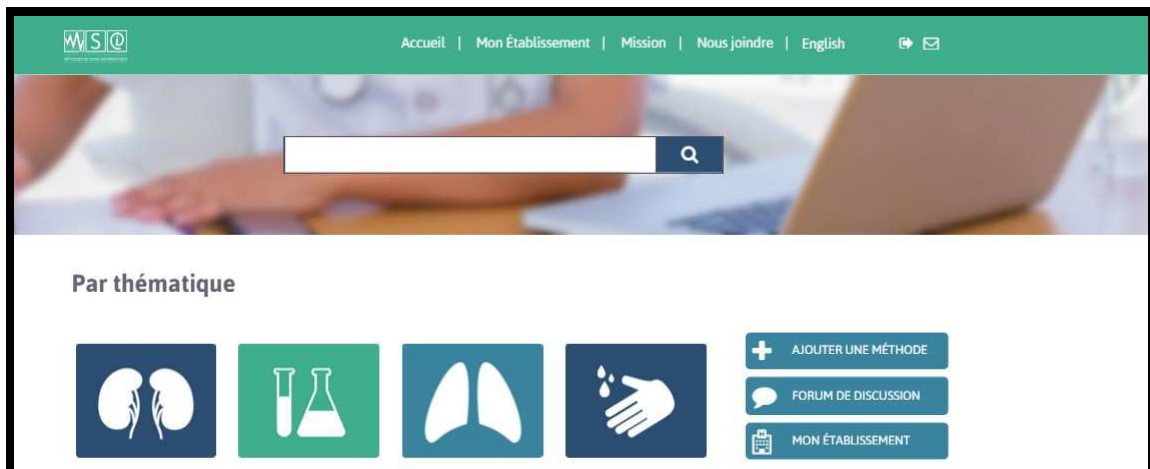
b Mot de passe \*

Mot de passe oublié?

c SE CONNECTER

A

- h. The OCM navigation page will open.



You are now connected to your institution's site.