

# 1 User guide for the new OCM platform

## Searching an OCM

- A. To help you learn the process, follow:
- the steps illustrated with screenshots
  - the simulation exercise, identified in the guide as “**EXAMPLE.**”

The doctor just prescribed a Ventolin™ treatment for a client. You must administer the first dose and instruct the client how to self-administer the medication. In order to validate the procedure and the teaching elements, you consult the online care methods (OCMs).

- B. Remember the following information:

To prevent any advertising and to reduce duplications, the OCMs include:

- the **generic names**

**EXAMPLE:** “Ventolin™” is replaced by “Salbutamol.”

- the **global categories**

**EXAMPLE:** “Ventolin™” is replaced by “medication by metered-dose inhaler.”

### OPTION 1: Search by theme

- A. Click on one the 16 themes.

**EXAMPLE:** Click “Administration of Drugs others substances” .

#### By thematic



COMFORT AND  
SAFETY OF  
CLIENTS



MONITORING OF  
HEALTH  
INDICATORS AND  
SCREENING



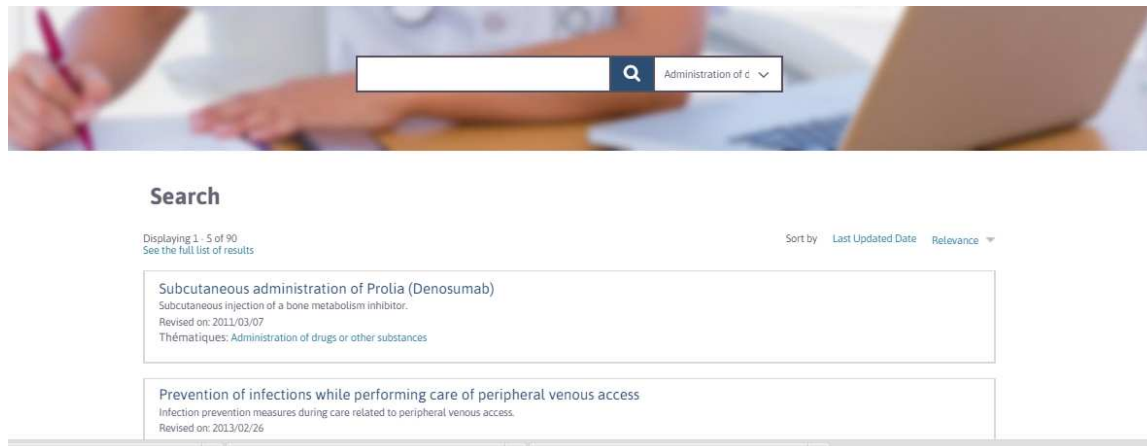
BLOOD  
PRODUCTS



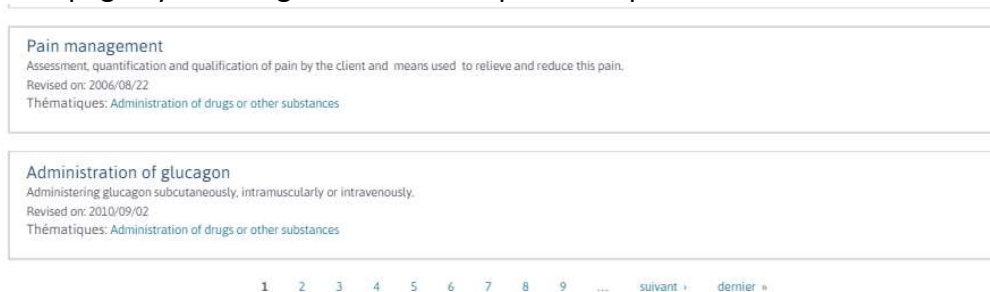
ADMINISTRATION  
OF DRUGS OR  
OTHER  
SUBSTANCES

- B. A page listing the first OCMs in that theme will open.

## 2 User guide for the new OCM platform



Go through the list to find the desired OCM. If needed, scroll down the list and/or go to the next page by selecting one of the two possible options.

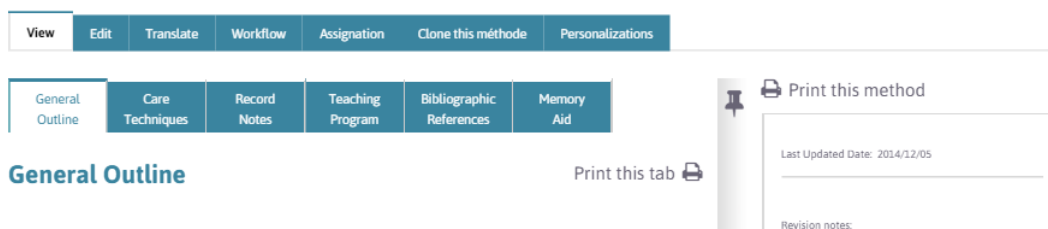


Once found, select the desired OCM by clicking on its title .

**EXAMPLE:** Click on the title “Administering a medication by metered-dose inhaler.”

C. The selected OMC will open.

### Administer a medication by metered-dose inhaler



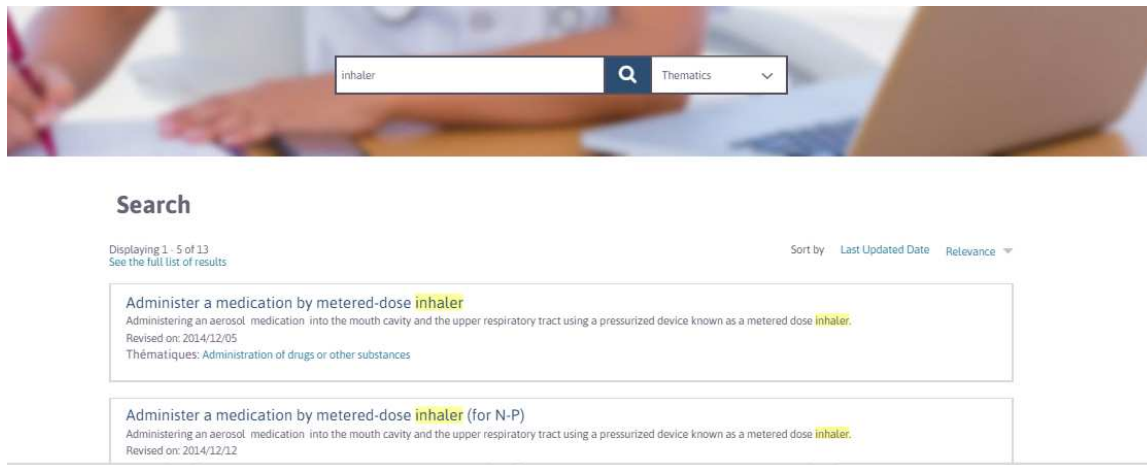
### OPTION 2: Search by keyword

A. Click in the search bar and enter the desired keyword(s).

B. Click the magnifying glass **OR** press “ENTER” on your keyboard.

**EXAMPLE:** Type “inhaler” in the search bar.

### 3 User guide for the new OCM platform



C. A page listing the first OCMs containing the keyword(s) will open.

**EXAMPLE:** OCMs including the keyword “inhaler.”

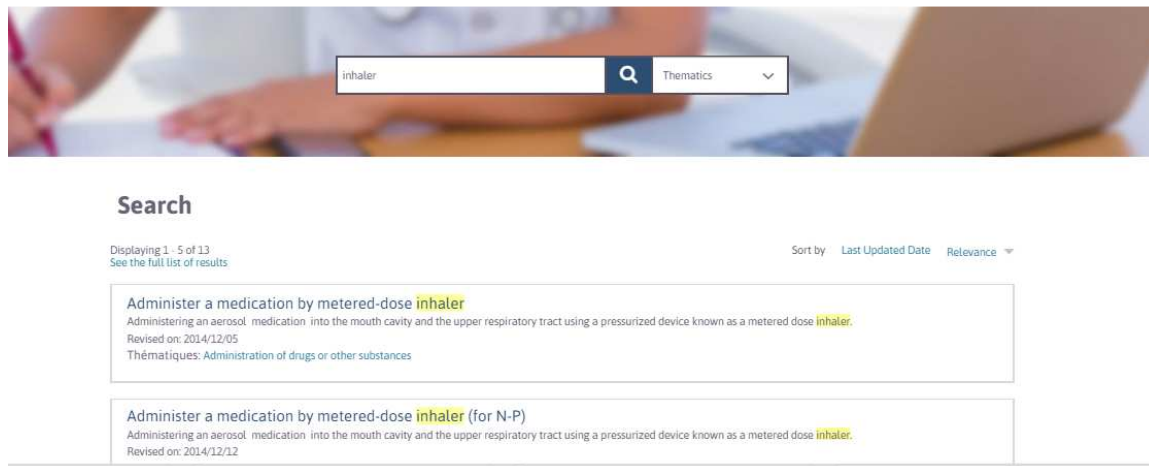
**D., E. and F.:** See steps C, D and E in Option 1.

#### OPTION 3: Combined search

A. Click on one of the 16 themes.

**EXAMPLE:** Click “MEDICATION AND OTHER SUBSTANCES.”

B. A page listing the first OCMs of the selected theme will open.



C. Click in the search bar and enter the keyword(s).

D. Click the magnifying glass **OR** press “ENTER” on your keyboard.

**EXAMPLE:** Type “inhaler” in the search bar.

E. A page listing the first OCMs of the selected theme that contain the keyword(s) will open.

**EXAMPLE:** OCMs in the theme “MEDICATION AND OTHER SUBSTANCES” that have the keyword “inhaler.”

**F., G. and H.:** See steps C, D and E in Option 1.